

Video Capture Kit

Walkthrough for Instructors

The Video Capture Kit (VCK)

WHAT'S INSIDE:



→ VCK stop-motion animation of setup ←



Logitech webcam

The Logitech C920 webcam allows 1080p recording with advanced camera controls through the Logitech Capture software. This webcam will provide higher quality than most internal laptop cameras.



Ring Light and Stand

The ring light will be used to provide attractive lighting on both you and the backdrop.

You'll position the ring light slightly above and in front you. The ring light has a dimmer dial at the base of the light for fine tuning. The light is sufficiently bright, so a lower setting may work best, depending on the environment. The goal is to light you and the backdrop with minimal shadows.

The color gels will likely not be needed, but they're included just in case we need to use them based on the color temperature of the surrounding lighting.



Items marked with an "X" in kit, won't be used



Westcott Backdrop Kit

The backdrop kit provides a simple, non-distracting background so your learners can focus on you and the lesson.

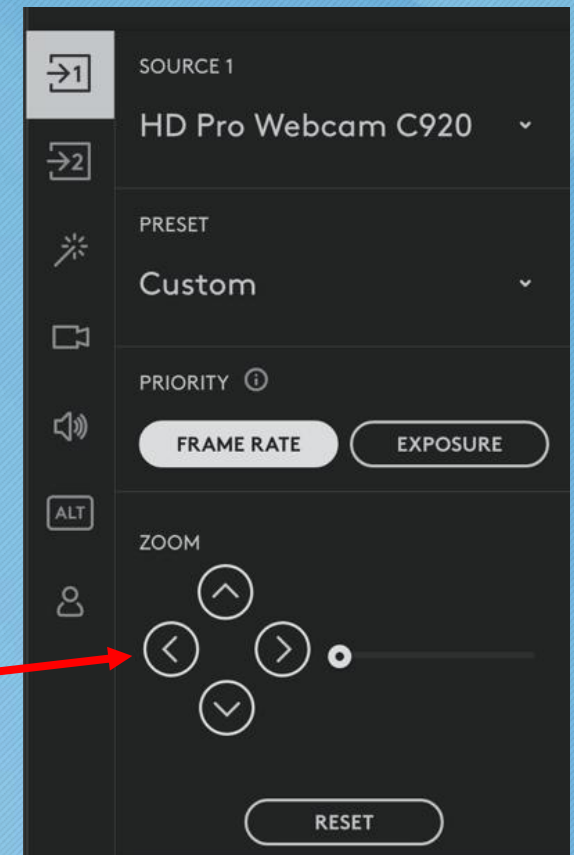
Our backdrop kit is lightweight and easy to set up with a little guidance.

The kit comes with white, black, and grey backdrop options. We recommend using the grey backdrop. The grey color creates a nice neutral look and reduces shadows that may appear behind you.

If wrinkles are seen in the fabric, you can adjust the sides. Usually, adjusting the height and/or width of one of the corners will sufficiently reduce unwanted wrinkles.

If necessary, you may put the backdrop fabric in the dryer on low heat for a few minutes. This can help reduce wrinkles.

If unwanted background shows up on the left and right sides of the frame, simply move the computer a bit closer to the backdrop. Alternatively, you can zoom-in slightly using the Logitech Capture software.

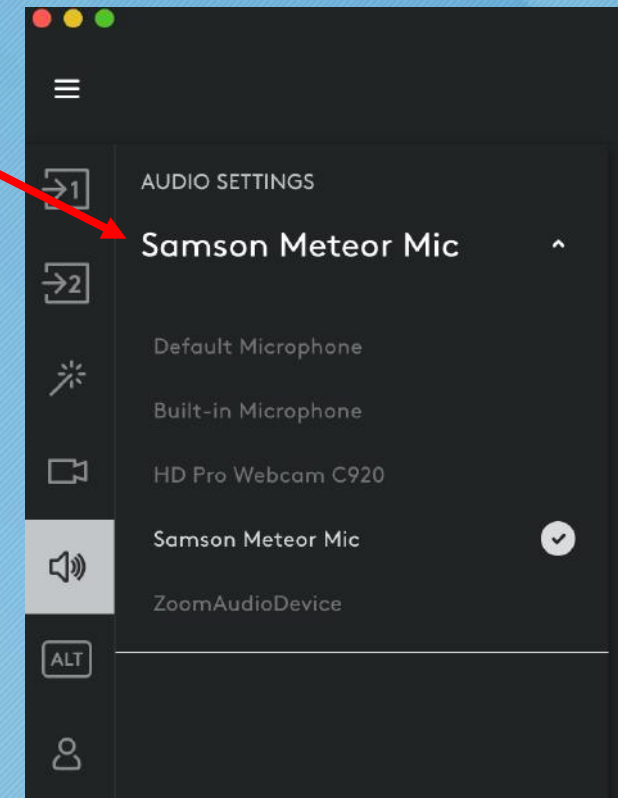


Samson Meteor Desktop Microphone

The Samson Meteor mic plugs into computer via USB.



In the **AUDIO SETTINGS** of Logitech Capture, make sure the Samson Meteor Mic is selected.




Laptop Riser Stand

It is important to have the webcam slightly above the instructor aimed a little downward to provide a more flattering angle.

The laptop stand increases likelihood of camera movement when the instructor touches the mouse or laptop. For this reason, we recommend the instructor use a standard mouse rather than the laptop's trackpad.

WARNING:

Please use caution when operating the laptop stand at tall heights. Taller heights can result in the stand tipping forward and/or backwards.



The instructor will receive one of the two pictured stands in the VCK. Specs and instructions for each stand can be found with these two links:

Stand pictured on the left → <https://www.nulaxy.com/product-page/c1-adjustable-laptop-stand>

Stand pictured on the right → [Folding Laptop Stand \(White\)](#)

1TB External Hard Drive

You will be recording your video files directly to this 1TB drive.

The drive is preformatted to work on either a Mac or PC.

This drive also comes with USB-C adapter for computers which don't have the standard USB port.

Remember: (1) Never disconnect the external drive while files are still being copied/uploaded, and (2) always properly eject the external drive before removing from the USB port.

Mac users: Drag the External Drive icon to recycle bin to safely remove.

PC users: Right-click on the External Drive icon, then click "eject drive".



Power Extension Cord

We are including a 15-ft. power extension cord.
You may need a longer cable from your laptop
and ring light to the power source.



USB Extension Cord

The 15-ft. USB extension cord is included to provide flexibility with the Logitech webcam (if you need to go handheld, reposition the camera to another angle, or explore a specific environment or object).



USB to USB-C adapters

There are a total of 3 USB-C adapters included for instructors whose computers have the newer USB-C ports without the traditional USB inputs.

Adapters can be used (if needed) for:

- External hard drive
- Logitech webcam
- Samson Meteor microphone



Accessories Bag

This bag contains all of the kit's smaller items

- Logitech C920 webcam
- Samson Meteor microphone
- External hard drive (and cords)
- Power extension cord
- USB extension cord
- USB-C adapters



Gear Bag

The gear bag is where every item in the Video Capture Kit can be stored when not in use.



Missing items? Need help?

video@office.unc.edu

keepsteaching.unc.edu/videocapturekit

